



District Report Card: 2017


State: Jharkhand	District: Garhwa
Class: 8	Subject: Language
Schools: 51	Students: 1223


Participation/Coverage


Students

<div>GENDER</div> <div></div>	Boys		Girls	
	Number	%	Number	%
	637	52.09	586	47.91

<div>AREA</div> <div></div>	Rural		Urban	
	Number	%	Number	%
	1155	94.44	68	5.56

<div>CATEGORY</div> <div></div>	SC		ST		OBC		GEN	
	Number	%	Number	%	Number	%	Number	%
	255	20.85	172	14.06	698	57.07	98	8.01

<div>CWSN</div> <div></div>	LD	VI	HI	S&LD	ID	Oth
	1	1	0	3	0	0

<div>Management</div> <div></div>	Government		Government-aided	
	Number	%	Number	%
	1223	100.00	0	0.00

Average Performance of Students in Language (%)

Overall	Gender		Area		Management		Social Group			
	Male	Female	Rural	Urban	Govt.	Aided	SC	ST	OBC	GEN
54.56	53.56	55.64	54.96	47.84	54.56	0.00	54.09	52.05	54.71	59.12

Performance on Learning Outcomes (LOs)

Learning Outcomes	Description	Average Performance(%)
L813	Read textual/non-textual materials with comprehension and identifies the details, characters, main idea and sequence of ideas and events while reading	54.56

Range of Performance of Students who Answered Correctly							
Below 30%		30% - 50%		50% - 75%		Above 75%	
Number	%	Number	%	Number	%	Number	%
106	8.67	464	37.94	460	37.61	193	15.78

Lowest Performing Learning Outcomes (LOs)

1 - Read textual/non-textual materials with comprehension and identifies the details, characters, main idea and sequence of ideas and events while reading (54.56)